

**JUKI®**

**Computer-controlled, Direct-drive, High-speed, 1-needle, Lockstitch, Zigzag Stitching Machine with Automatic Thread Trimmer (quick reverse type)**

# LZ-2290A-SR-7



LZ-2290A-SR-7-WB

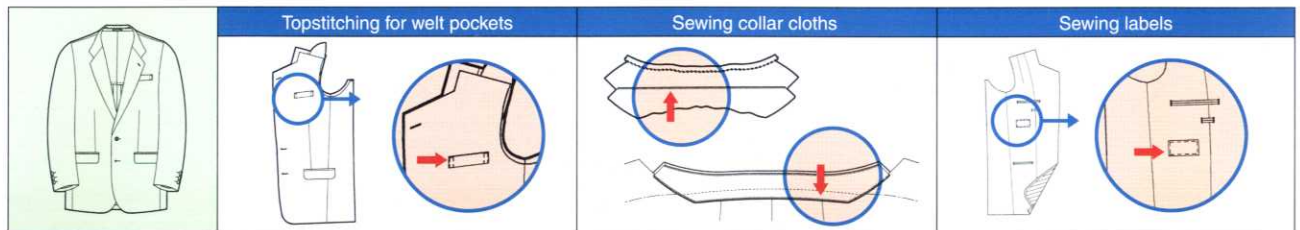
**The machine is built around the newly developed LZ-2290A-7 machine head. In addition to the conventional types of stitching, the machine is able to perform T-shape stitching and zigzag pattern stitching to broaden its range of applications.**

**The machine is able to perform a variety of pattern stitching types.**

- In addition to the conventional eight types and 14 patterns of zigzag stitching, the machine is able to perform T-shape stitching and covering stitching. As a result, the machine is equipped as standard with a 14-type and 20-pattern sewing capability. Furthermore, the machine is able to perform condensation stitching (for reverse feed stitching) at a high speed during sewing to dramatically increase the operating rate of the facility.
- For men's garments, the machine is used in processes such as topstitching for welt pockets, sewing collar cloths and sewing labels. For ladies' garments, it can perform pattern stitching for the collars and front bodies of jackets and blouses. In addition, original patterns can be created using the custom pattern feature, enabling the machine to be utilized for a broader range of uses.



**Example of use**



**Sewing pattern**

Name of pattern	Straight stitch	Standard zigzag	2-step zigzag	3-step zigzag	Scallop (left)				Scallop (right)				
					Standard	Crescent	Equal-width	Equal-width	Standard	Crescent	Equal-width	Equal-width	
Stitch pattern	[Diagram]	[Diagram]	[Diagram]	[Diagram]	[Diagram]	[Diagram]	[Diagram]	[Diagram]	[Diagram]	[Diagram]	[Diagram]	[Diagram]	[Diagram]
Number of stitches	1	2	4	6	24				12				
Name of pattern	Blind stitch (left)	Blind stitch (right)	Custom pattern	T-shape stitching (left)	T-shape stitching (right)	Pattern stitching 1	Pattern stitching 2 (fagoting)	Pattern stitching 3	Pattern stitching 4				
Stitch pattern	[Diagram]	[Diagram]	[Diagram]	[Diagram]	[Diagram]	[Diagram]	[Diagram]	[Diagram]	[Diagram]				
Number of stitches	2+a		Max.500	3	3	6	6	6	6				

**Sewing patterns can be programmed with ease with the IP-100D operation panel.**

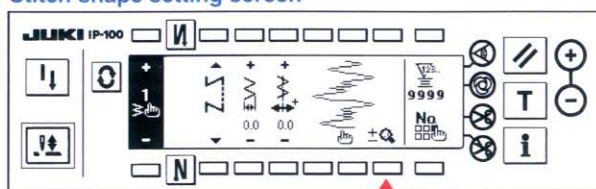


- A liquid crystal display has been adopted for the display unit. It displays settings for the stitch shape, zigzag width and stitch base line position together on one screen with pictographs, facilitating operation. At the time of creating/modifying a custom pattern, data can be entered with the shape of the pattern visible on the display, leading to increased efficiency.
- Custom pattern data can be stored using the same SmartMedia that is widely used for digital cameras.
- With the IP-100D, program stitching and cycle sewing can be set. By using this function, it is possible to sew labels with constant-dimension sewing or to topstitch welt pockets while automatically changing over the stitching type from straight stitching to zigzag stitching according to the number of stitches desired. This contributes to improved working efficiency. In addition, multi-layer sewing, continuous sewing, one-shot sewing and the beginning point of a scallop pattern can be programmed easily through the operation panel.

- Normal/reverse feed amounts are established on the panel. This enables the machine to perform sewing with consistency, preventing unevenness in the feed amount. Since the sewing conditions are established on the panel, they can be easily restored to a previous setting.
- Reverse feed stitch length can be increased and decreased directly on Reverse Feed Stitching Setting Screen of the operation panel, when the reverse feed lever is press down. At the corners of labels, the stitch number per inch can be adjusted to sew the corners with consistency.

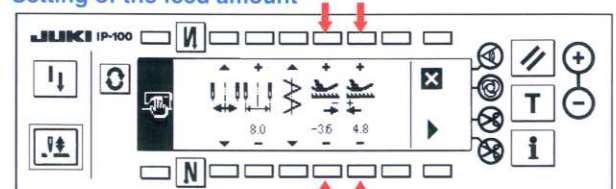
**Example of the pattern display**

Stitch shape setting screen



- Display style of the custom pattern can be changed over between the entire pattern display and partial pattern display.

Setting of the feed amount



- Stitch pitch in the normal (to +5) and reverse (to -5) directions can be set on the panel.

## Newly developed feed mechanism is employed.

- The feed mechanism is controlled with a stepping motor to enable continuous sewing at a high speed. The machine achieves the world's highest sewing speed of 4,000rpm even when performing pattern sewing, including T-shape stitching and condensation stitching, dramatically increasing productivity. In addition, the machine retains stitching shapes with consistency (the maximum sewing speed differs depending on the sewing condition).

## Shape-tacking patterns can be changed with ease.

- The zigzag width and feed amount are stored on a stitch-shape basis. It is therefore not necessary, after changing the stitch shape, to re-adjust it. For a custom pattern, data can be programmed on a stitch-by-stitch basis.

## Basic functions of the predecessor model have been incorporated into this machine.



- The arm of the machine head is longer than a normal arm by one size, offering a longer distance from machine arm to needle to facilitate handling of the sewing material on the machine, leading to improved workability. ①
- The machine comes with a direct-drive type motor. As a result, the machine quickly starts and promises an upgraded stopping accuracy and excellent responsiveness. ②
- Thread trimming mechanism notable for its simple structure and extremely reliable performance. The knife-sliding method employed by the thread trimmer guarantees that the thread is cut regardless of the needle throw position.
- The machine is provided as standard with a micro-lifter screw. This helps prevent material slippage or damages when using elastic materials.
- Since the hook and needle bar is lubricated with a minute-quantity of lubricating oil, sewing products are rarely stained with oil.

## The machine helps to achieve a comfortable working environment.

- The magnet operating noise is virtually silent, even at the time of changing over the sewing direction between normal and reverse feed directions. This contributes to the achievement of a comfortable working environment with little noise.



## Options

Model	Part No.	Description		Features
—	400-03640	Optional switch kit		This handy switch is used to control various functions*. It is most effective when operating the machine in a standing position. (* Needle up/down correction, 1-stitch correction, reverse-stitch correction, auto lifter and thread trimmer, etc.)
AK121	GAK-A21000B0	Auto-lifter (pedal-driven)		—
—	D1501-583-H00	Presser bar	Presser foot connecting components (Replaceable presser bar)	The aforementioned parts are used when a lockstitching type presser foot is installed on the machine.
	D1502-583-H00	Presser connecting rod		
—	B1551-586-000	Presser foot connecting foot	Presser foot connecting components	
	SS-7090910-SP	Screw		
—	225-26560	Hard-point hook		The blade point of this hook prevents abrasion.
V059	MAV-059000AA	Tension-free feeder (Tape feeder)		The amount of tape to be fed can be adjusted in accordance with the sewing speed of the machine. It is adaptable to processes for attaching reinforcement tape, attaching elastic tape or lace to foundation.
S189A	MAS-189000AA	Pneumatic type	Elastic tape tensing device	Applies tension to desired portions of the tape fed from a tension-free tape puller. The device is started/stopped by operating the knee switch. This increases operator productivity without interrupting the sewing work.
S189B	MAS-189000AB	Solenoid type		
—	40017095	Thread tension disk asm.	Dual disks	—
—	22591564	Presser foot asm.	Gauge set for fagoting	
	10064004	Feed dog		
	10061554	Throat plate asm.		
	MAN09700BA0	Fagoting folder asm.		
	SS5110710SP	Screw		
—	HX005750000	SmartMedia card 16MB		

# List of the major gauges

Max zigzag width / Max feed pitch	Throat plate	Feed dog	Presser foot (with finger guard)
	<b>10041010</b> 	<b>10047017</b> 1.6 Max. feed amount: 2mm	<b>22580369/10045052</b> (at the time of delivery) With a recess on the reverse side of the presser foot
	<b>10041101</b> 	<b>22580104</b> 1.6 Max. feed amount: 2mm	
	<b>22580005</b> 	<b>22580500</b> 1.15 Max. feed amount: 2mm	<b>22580765</b> Light-in-weight type with the front fulcrum 
	<b>22582100</b> 	<b>22582209</b> 1.6 Max. feed amount: 2mm	<b>23503154/23503162</b> 
	<b>22582704</b> 	<b>22582803</b> 1.5 Max. feed amount: 2mm	
		<b>22581508</b> 	1.5 Max. feed amount: 2mm
<b>22582407</b> (at the time of delivery) 	<b>22558208</b> 1.5 Max. feed amount: 2mm	<b>22584965</b> Light-in-weight type 	
	<b>22582506</b> 	<b>22548804</b> 1.5 Max. feed amount: 1.3mm	<b>40003542</b> CB type: at the time of delivery Using two trimming knives.
		<b>22540009</b> 1.7 Max. feed amount: 5mm	
		<b>40018431</b> 1.25 Max. feed amount: 2mm	<b>MAB109000B0</b> Presser foot with a tape guide
		<b>40018430</b> (at the time of delivery) 1.25 Max. feed amount: 5mm	
	<b>10061554</b> 	<b>10064004</b> 1.25 Max. feed amount: 2.2mm	<b>22591564</b> 

Max zigzag width / Max feed pitch	Throat plate	Feed dog	Presser foot (with finger guard)
	22545008 	22545107  Max. feed amount: 2.5mm	22545362 Light-in-weight type 
	22545511 	22545610  Max. feed amount: 1.6mm	22545867 Light-in-weight type with the front fulcrum 
	22548705 	22548804  Max. feed amount: 1.3mm	22548960 Light-in-weight type 
	22548507 	22548408  Max. feed amount: 2.5mm	22547962/22547970  Light-in-weight type 40003549 Presser foot with a knife  Using one trimming knife. Threed cutter knife 11434206 22548663/22548671  Light-in-weight type
22548010 	22548119  Max. feed amount: 2.5mm		
22549000 	22549109  Max. feed amount: 2.5mm		
22549208 	22549307  Max. feed amount: 2.5mm		
	22546519 	22546717  Max. feed amount: 2.5mm	22546964 Light-in-weight type 
	22546212 	22546410  Max. feed amount: 2.5mm	
	MAD04060000 	MAD04070000  Max. feed amount: 2.5mm	MAD040500A0 
	22549604 	22549703  Max. feed amount: 2.5mm	22549869 Light-in-weight type 

Two different part numbers are assigned to one presser foot ( ex. 22547962 and 22547970), if you place a order for 22547962 ( left number ), factory supplies you presser foot installed with a big figure guide, 22547970 ( right number ) with small finger guide respectively.

# Specifications

Model name	LZ-2290A-SR-7-WB
Max. sewing speed	5,000rpm* <sup>1</sup> , T-shape stitching: 4,000rpm* <sup>2</sup>
Max. zigzag width* <sup>3</sup>	10mm
Max. feed amount	5.0mm (normal / reverse feed)
Needle throw mechanism	Computer-controlled
Lift of the presser foot	By hand: 5.5mm / By knee: 10mm
Needle (at the time of delivery)	SCHMETZ438(#75)
Hook	DP hook (with titanium-treated inner hook) Hook-driving shaft offset mechanism
Thread take-up	Rotary type
Number of patterns for standard stitching	14 types/20 patterns
Custom pattern memory capacity	Internal memory: Max. 20 patterns / Extended memory: Max. 999 patterns
Max. number of stitches	Max. 500 stitches / patterns
Input function of the main unit	The main unit has been provided as standard with a data input device (IP-100D operation panel) Programming software for computer-controlled sewing machines (PM-1:option)
Memory medium	EEP-ROM (internal) / SmartMedia (extended)
Machine head drive	Compact AC servomotor (direct-drive system)
Lubrication	Minute-quantity lubrication to needle bar and hook (no oil pan system)
Distance from needle to machine arm / Bed size	300mm / 517mm X 178mm
Power requirement / Power consumption	Single-phase 200~240V, 3-phase 200~240V / Power rating 600VA
Total weight	104kg

\*1 The maximum sewing speed is factory-set to 4,000 rpm at the time of shipping (depending on the region to which the machine is to be shipped).

\*2 The maximum sewing speed of the machine varies depending on the zigzag width and feed amount settings.

- Since the speed is controlled with the zigzag width and feed amount per stitch, it is thus limited by the zigzag width and feed amount settings for a sewing pattern.
- The sewing speed should be appropriately set according to the sewing product and process.

\*3 The maximum zigzag width has been factory-limited to 8 mm, at the time of standard shipping.

## When you place orders

Please note when placing orders, that the model name should be written as follows:

### Machine head

**LZ2290ASR7WB**

Machine head type	Code	Type	Code	Wiper	Push-button-type reverse feed switch	Code	Device / Attachment	Code
Standard	S	Quick reverse type	R	Provided	Provided	WB	Auto-lifter (pedal-driven)	AK121
							Not provided	

### PSC box / Operation panel for SC

**SC916**  **SIP100D**

PSC box		Code	Control box	Code	Operation panel	Code
For General Export	3-phase	200~240V	D	Standard	S	IP100D
For General Export	Single-phase	200~240V	K			
For CE	Single-phase	200~240V	N			

● To order, please contact your nearest JUKI distributor.



#### JUKI CORPORATION HEAD OFFICE

The environmental management system to promote and conduct  
 ① the technological and technical research, the development and design of the products in which the environmental impact is considered.  
 ② the conservation of the energy and resources, and the recycling, in the research, development, design, distribution, sale and maintenance service of the industrial sewing machines, household sewing machines and industrial-use robots, etc. and in the purchase, distribution and sale of the household commodities including the healthcare products.



**JUKI**® 8-2-1, KOKURYO-CHO, CHOFU-SHI,  
 TOKYO 182-8655, JAPAN  
 PHONE : (81) 3-3480-2357, 2358  
 FAX : (81) 3-3430-4909, 4914  
 http://www.juki.com

- \* Specifications and appearance are subject to change without prior notice for improvement.
- \* Read the instruction manual before putting the machine into service to ensure safety.
- \* This catalog is printed on recycle paper.